



AAMA 1702.2 Performance Test Report

Rendered To:
Wausau Supply Company

Report No.:
QCT21-6228.01

Series/Product:
3-0 x 6-8 Series
Entry Door

Test Date(s):
June 4, 2021 through June 7, 2021

Report Date:
June 9, 2021



MANUFACTURER: Wausau Supply Company
7102 Commerce Drive
Schofield, WI 54476

SERIES/MODEL: 3-0 x 6-8 Series

PRODUCT TYPE: Entry Door

Summary of Results	
Test Procedure/Standard	Details
Air Infiltration Resistance (ASTM E283-04)	1.1 L/s/m ² (0.21 cfm/ft ²) @ 75 Pa (1.57 psf), PASS
Cyclic Water Penetration Resistance (ASTM E547-00)*	No Penetration @ 0 Pa (0.00 psf), No Entry, SEE RESULTS
Uniform Load Deflection (ASTM E330-14)	+1200 Pa (25.1 psf) / -600 Pa (12.5 psf), PASS

*The hardware was excluded from the evaluation by masking it with duct tape from the exterior.

Reference Report No. QCT21-6228.01 for complete specimen description and test results.



Project Summary:

Quast Consulting and Testing, Inc. was contracted by Wausau Supply Company to perform testing per AAMA 1702.2 on a 3-0 x 6-8 Series Entry Door. The specimen was supplied by Wausau Supply Company and was tested at Quast Consulting and Testing laboratory located in Mosinee, WI. Test specimen description and test results are reported herein.

Procedure:

Testing and reporting were conducted in accordance with:

AAMA 1702.2*	<i>Voluntary Standard for Utilization in Manufactured Housing for Swinging Exterior Passage Doors</i>
ASTM E283-04 (2012)	<i>Standard Test Method for Determining Rate of Air Leakage Through Exterior Windows, Curtain Walls, and Doors Under Specified Pressure Differences Across the Specimen</i>
ASTM E330-14	<i>Standard Test Method for Structural Performance of Exterior Windows, Doors, Skylights and Curtain Walls by Uniform Static Air Pressure Difference</i>
ASTM E547-00 (2016)	<i>Standard Test Method for Water Penetration of Exterior Windows, Skylights, Doors, and Curtain Walls by Cyclic Static Air Pressure Difference</i>

Test Specimen Description:

Series/Model: 3-0 x 6-8 Series
Product Type: Entry Door

Overall Size: 953 mm (37.50 in) wide x 2083 mm (82.00 in) high
Overall Area: 1.98 m² (21.35 ft²)

Door Leaf Size: 908 mm (35.75 in) wide x 2007 mm (79.00 in) high

Frame Construction:

The pine frame members and were square cut and attached using six 16 Ga x 3/8" x 2" long staples per corner. The sill was attached to the jambs using three #8 x 1-5/8" drywall screws per corner. The aluminum cladding was mitered at corners and bedded in sealant and attached to the jambs and head using #8 x 1" SqPH screws. A urethan fillet seal was applied at the sill-to-jamb interface. The aluminum brickmould was mitered at corners and snapped onto the aluminum cladding. Sealant was applied at the corners.



Door Leaf Construction:

The door panel was composed of fiberglass and polystyrene.

<u>Hardware:</u>	<u>Quantity</u>	<u>Location</u>
Schlage F170 Handle Set	1	34" from bottom rail
Schlage B60 Deadbolt	1	39-1/2" from bottom rail

<u>Weatherstrip:</u>	<u>Quantity</u>	<u>Location</u>
Foam Pad	2	Ends of interior sill
PVC Sill Fin	2	Interior sill
Vinyl Wrapped Foam Gasket	1	Interior head and jambs

<u>Drainage:</u>	<u>Quantity</u>	<u>Location</u>
Sloped Sill	1	Continuous at sill

Installation:

The specimen was installed by QCT into a 2x10 pine buck in accordance with the installation instructions (See Appendix B).



Test Results:

<u>NAFS §</u>	<u>Title of Test</u>	<u>Results</u>	<u>Allowed</u>
9.3.2	Air Infiltration/Exfiltration per ASTM E283-04		
	Infiltration	PASS	
	75 Pa	1.1 L/s/m ²	5.1 L/s/m ²
	1.57 psf	0.21 cfm/ft ²	1.00 cfm/ft ²
9.3.3	Cyclic Water Penetration Resistance per ASTM E547-00		
	Water applied at a rate not less than 2.5 gallons per square foot per hour		
	Temperature: 25.8 C (78.4 F)		
	Specimen #1	See Note*	
	0 Pa (0.00 psf)	No Entry	No Entry
	*The hardware was excluded from the evaluation by masking it with duct tape from the exterior.		
9.3.4.2	Uniform Load Deflection per ASTM E330-14		
	Plastic film was not used to prevent air leakage		
	Specimen #1	PASS	
	Positive Load: 1200 Pa (25.1 psf)	No Damage	No Damage
	Negative Load: 600 Pa (12.0 psf)	No Damage	No Damage



List of Official Observers:

Name:

Brian Sasman

Arlen Fisher

Company:

Quast Consulting and Testing, Inc.

Quast Consulting and Testing, Inc.

Electronic records of data sheets, drawings, correspondence, this report, or other pertinent project documentation will be retained for a period of 10 years from the test completion date. Physical representative samples of the test specimen will be retained for a period of 2 years from the test completion date. At the end of this retention period, such material shall be discarded without notice and the service life of this report will expire.

The reported results were achieved using the designated test methods. Test results relate only to the specimen tested. This report does not constitute certification of this product nor an opinion or endorsement by this laboratory. This report is the exclusive property of the client so named herein and may not be reproduced, except in full, without the written approval of Quast Consulting and Testing, Inc.

QUAST CONSULTING & TESTING, INC.

QUAST CONSULTING & TESTING, INC.

Arlen Fisher, P.E.
Project Manager

Brian M. Sasman, P.E.
Reviewer

Attachments: This report is complete only when all attachments listed are included.

Appendix A: As-Built Drawings (7 Pages)

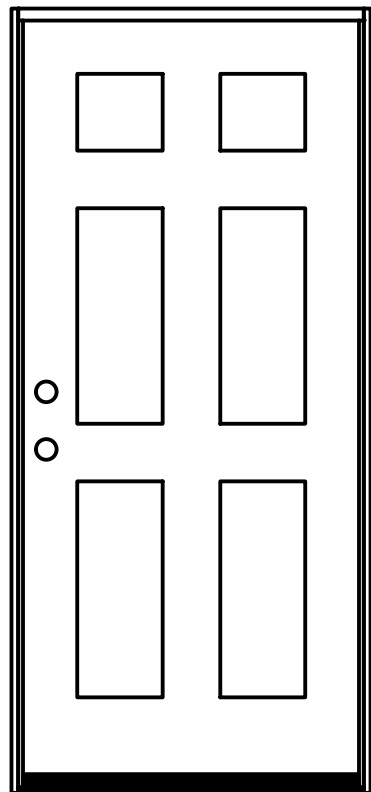

Appendix A: Installation Instructions (32 Pages)

2

1

REVISION HISTORY

REV	DESCRIPTION	DATE	APPROVED
1	TEST DOOR	11/26/2018	BRITTANY S.



B

B

A

A

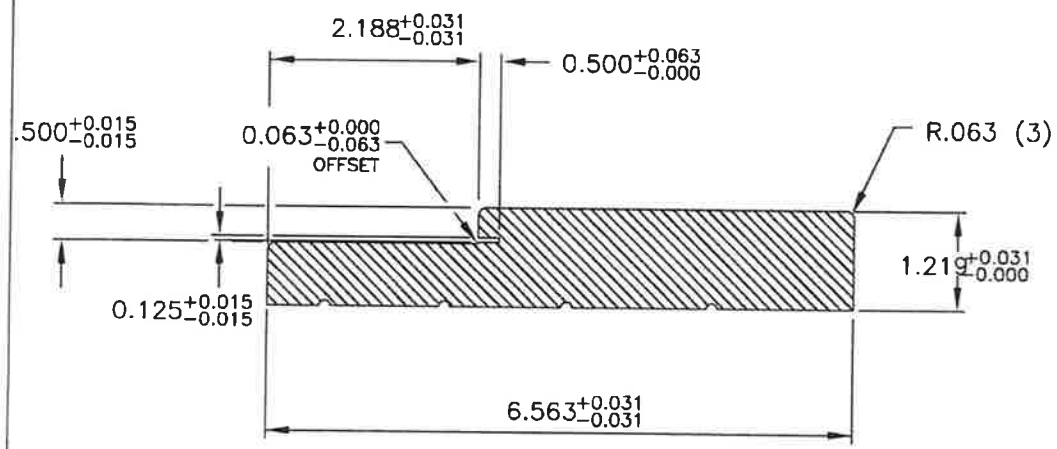


DRAWN BRITTANY S.		WAUSAU SUPPLY COMPANY		
CHECKED		TITLE		
SUBSIDIARY		3-0 6'8 DOOR		
VENDOR		SIZE	DWG NO	REV
PRODUCTION APPROVAL		A		1
		SCALE	MATERIAL	SHEET
		1 / 20		1 OF 1

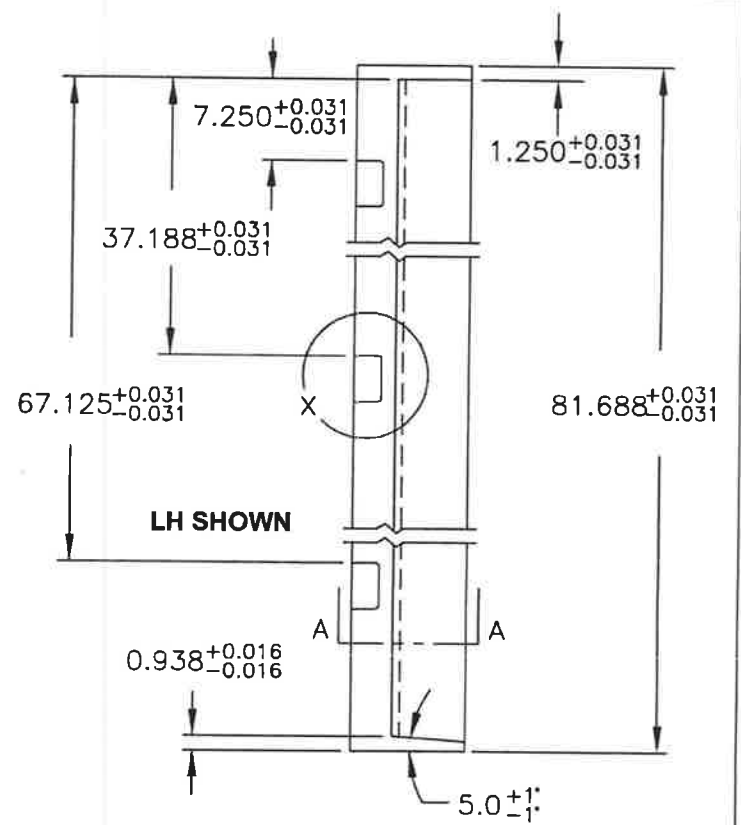
2

1

REVISIONS		
A	08-24-09	RELEASED FOR SPEC CONFIRMATION
B	08-24-09	RELEASED FOR PRODUCTION
C	09-03-10	CHANGED TO DURA-FRAME
D	07-05-16	ADDED PACKING INSTRUCTION - SC
E	07-25-19	REMOVED 730 BEIGE WSTP - SC



SECTION A-A



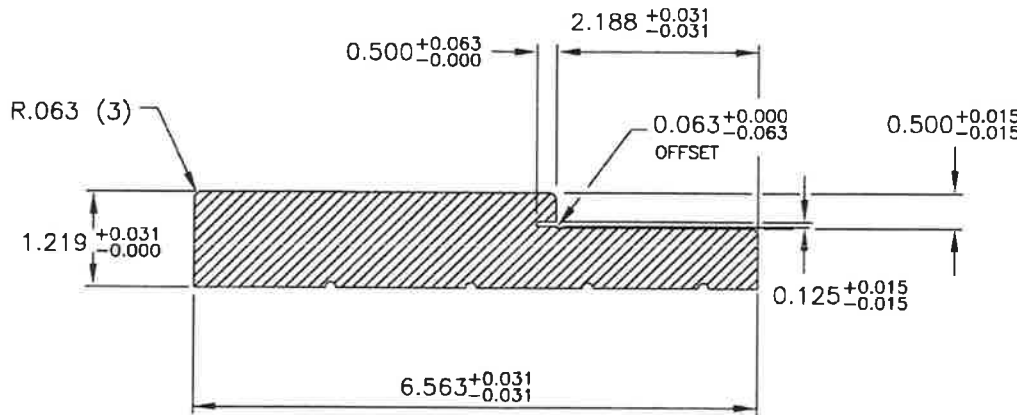
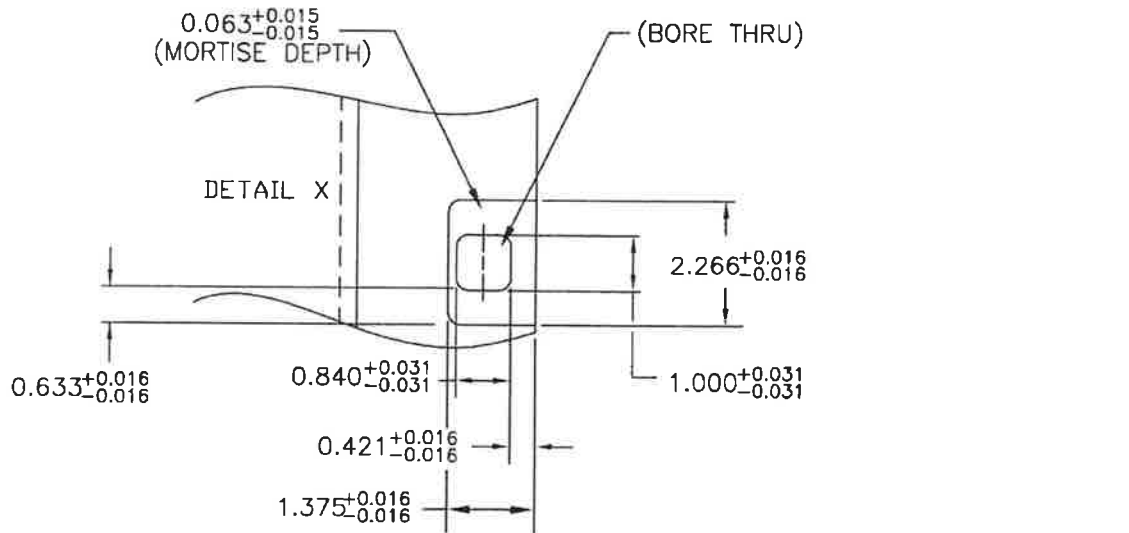
1. PACK SIZE 140: 6W X 23H + 2 ON TOP.

G.M. WOOD PRODUCTS
 A DIVISION OF G.M. COMPANIES
 NEWAYGO, MICHIGAN

ALL THE INFORMATION CONTAINED ON THIS DRAWING IS THE PROPERTY OF G-M WOOD PRODUCTS AND IS NOT TO BE COPIED OR REPRODUCED WITHOUT THE EXPRESSED WRITTEN PERMISSION OF G-M WOOD PRODUCTS.

PART NAME		JAMB - HINGE, PRIMED, LH, FRST	
MATERIAL		PINE - FINGER JOINTED CEDAR SILL	
PART NUMBER		#125194	
DESIGNED BY	DATE	SCALE	REV.
JW	08-24-09	NTS	E
DRWN BY	DATE	QUANTITY	REV.
JW	08-24-09	125194	

DURA-FRAME

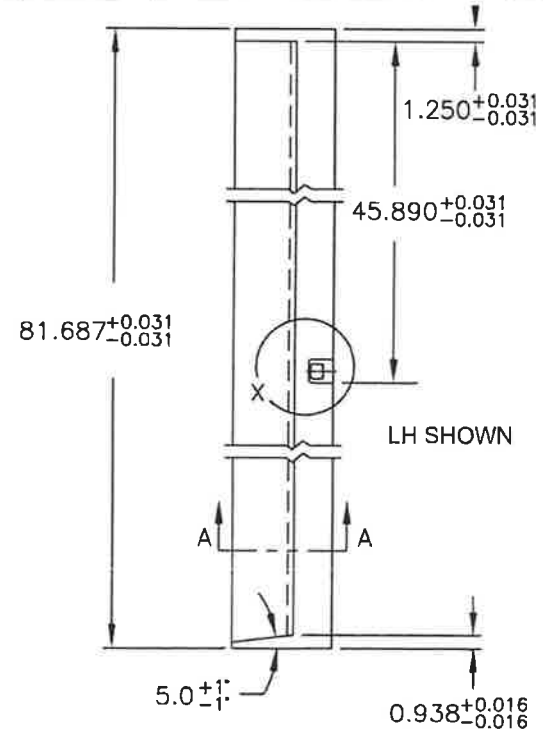


SECTION A-A

1. PACK SIZE 140: 6W X 23H + 2 ON TOP.

REVISIONS

A	01-21-09	RELEASED FOR APPROVAL
B	01-21-09	RELEASED FOR PRODUCTION
C	10-01-09	CHANGED TO PRO-ECO
D	04-29-10	CHANGED STRIKE PREP
E	09-03-10	CHANGED TO DURA-FRAME
F	06-13-14	BORE THRU NL
G	07-05-16	ADDED PACKING INSTRUCTION - SC
H	07-25-19	REMOVED 875 BEIGE WSTP - SC



G.M. WOOD PRODUCTS

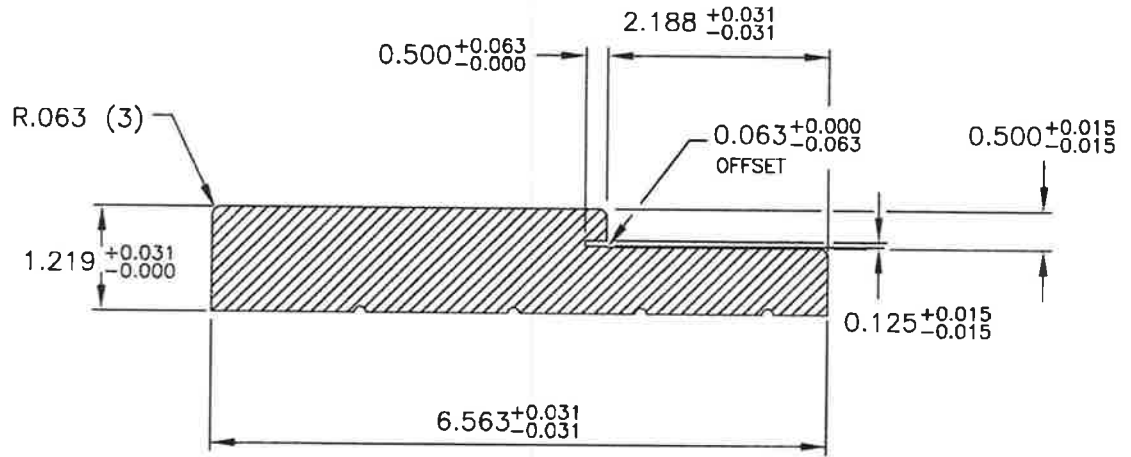
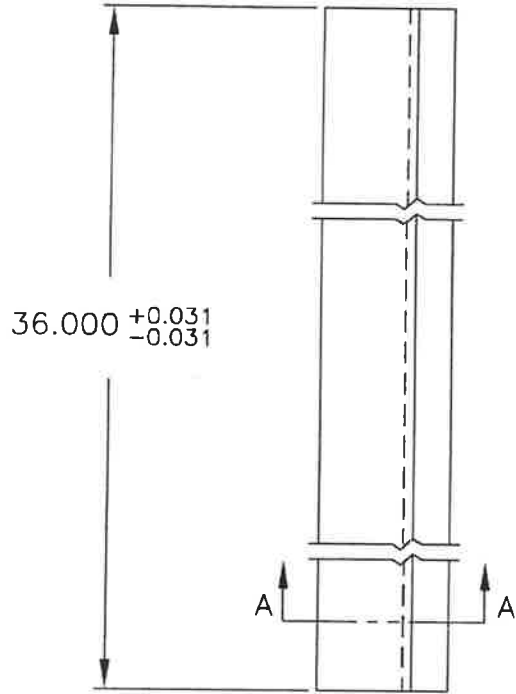
A DIVISION OF G.M. COMPANIES
NEWAYGO, MICHIGAN

ALL THE INFORMATION CONTAINED ON THIS DRAWING IS THE PROPERTY OF G-M WOOD PRODUCTS AND IS NOT TO BE COPIED OR REPRODUCED WITHOUT THE EXPRESSED WRITTEN PERMISSION OF G-M WOOD PRODUCTS.

PART NAME		JAMB - STRIKE, LH, PRIMED	
MATERIAL		PINE - FINGER JOINTED CEDAR SILL	
PART NUMBER		#125196	REV H
DESIGNED BY		DATE	SCALE NTS
DRAWN BY		DATE	1/1
APPROVED BY		DATE	125196
JW		01-21-09	

DURA-FRAME

REVISIONS		
A	12-10-09	RELEASED FOR APPROVAL
B	12-10-09	RELEASED FOR PRODUCTION
C	07-05-16	ADDED PACKING INSTRUCTION - SC
D	07-25-19	REMOVED 875 BEIGE WSTP - SC



SECTION A-A

1. PACK SIZE 140 PCS: 6W X 23H + 2 ON TOP.

PRIME PLUS


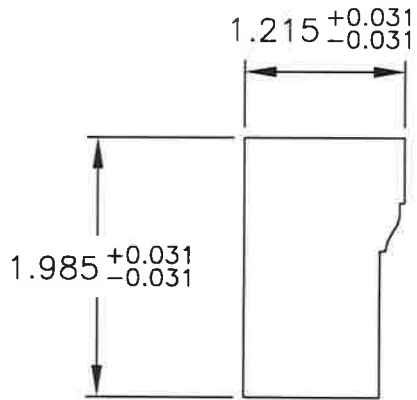
G.M. WOOD PRODUCTS

A DIVISION OF G.M. COMPANIES
NEWAYGO, MICHIGAN

ALL THE INFORMATION CONTAINED ON THIS DRAWING IS THE PROPERTY OF G-M WOOD PRODUCTS AND IS NOT TO BE COPIED OR REPRODUCED WITHOUT THE EXPRESSED WRITTEN PERMISSION OF G-M WOOD PRODUCTS

PART NAME		HEADER, PRIMED, LINEAL	
MATERIAL		PINE -FINGER JOINT	REV. D
PART NUMBER	#126487	SCALE	NTS
DESIGNED BY	DATE	CHECKED BY	DATE
DRAWN BY	JW	DATE	12-10-09
APPROVED BY		DATE	
			126487

REVISIONS		
A	08-24-09	RELEASED FOR APPROVAL
B	08-24-09	RELEASED FOR PRODUCTION



G.M. WOOD PRODUCTS

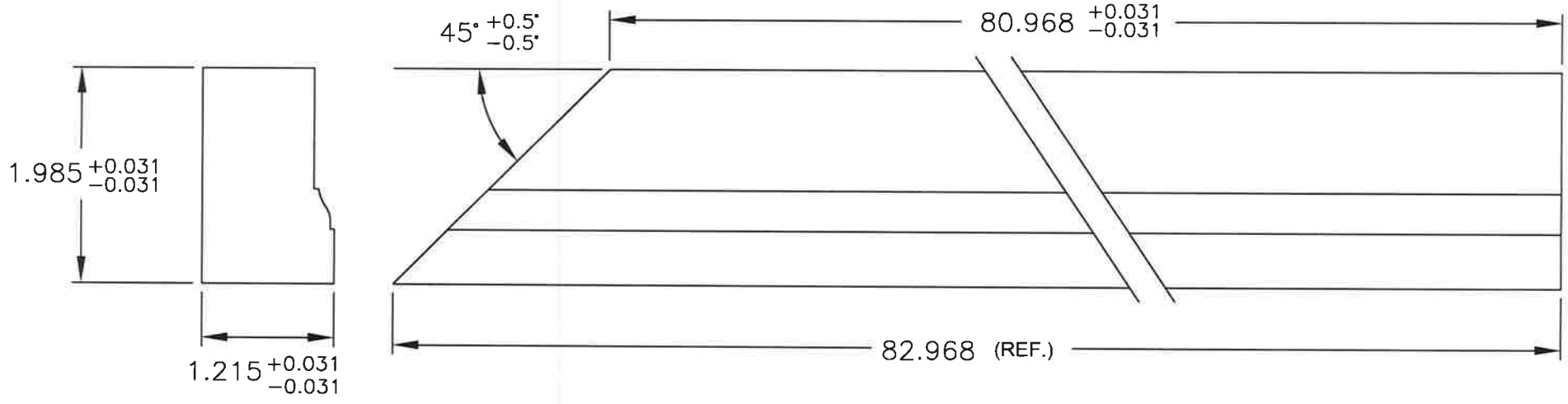
A DIVISION OF G.M. COMPANIES
NEWAYGO, MICHIGAN

ALL THE INFORMATION CONTAINED ON THIS DRAWING IS THE PROPERTY OF G-M WOOD PRODUCTS AND IS NOT TO BE COPIED OR REPRODUCED WITHOUT THE EXPRESSED WRITTEN PERMISSION OF G-M WOOD PRODUCTS.

PART NAME		BRICK MOLD - HEADER, PRIMED	
MATERIAL		PINE - FINGER JOINT	
PART NUMBER		#134059	
DESIGNED BY:	DATE:	ISSUED BY:	DATE:
JW	08-24-09	NTS	08-24-09
DRAWN BY:		CHECKED BY:	
JW		NTS	
DATE:		DATE:	
08-24-09		08-24-09	
REV.:		B	
SHEET:		1	
SHEETS:		1	
PART NO.:		134059	

PRIME PLUS

REVISIONS		
A	04-25-13	RELEASED FOR APPROVAL
B	04-25-13	RELEASED FOR PRODUCTION

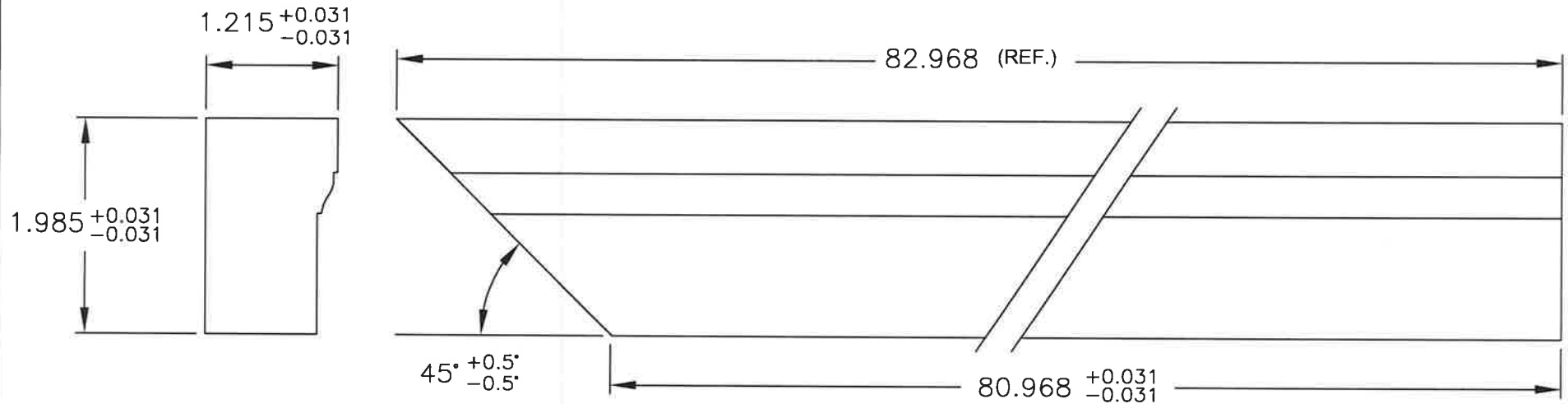


G.M. WOOD PRODUCTS			
A DIVISION OF G.M. COMPANIES NEWAYGO, MICHIGAN			
ALL THE INFORMATION CONTAINED ON THIS DRAWING IS THE PROPERTY OF G-M WOOD PRODUCTS AND IS NOT TO BE COPIED OR REPRODUCED WITHOUT THE EXPRESSED WRITTEN PERMISSION OF G-M WOOD PRODUCTS.			
PART NAME: BMLD- PRIMED, LH			
MATERIAL: PINE - FINGER JOINTED CEDAR SILL			REV. B
PART NUMBER #136355		SCALE NTS	SHEET 1 OF 1
DESIGNED BY:	DATE:	CHECKED BY:	DATE:
DRAWN BY: MP	DATE: 04-25-13	APPROVED BY:	DATE:
			136355

DURA-FRAME

REVISIONS

A	04-25-13	RELEASED FOR APPROVAL
B	04-25-13	RELEASED FOR PRODUCTION



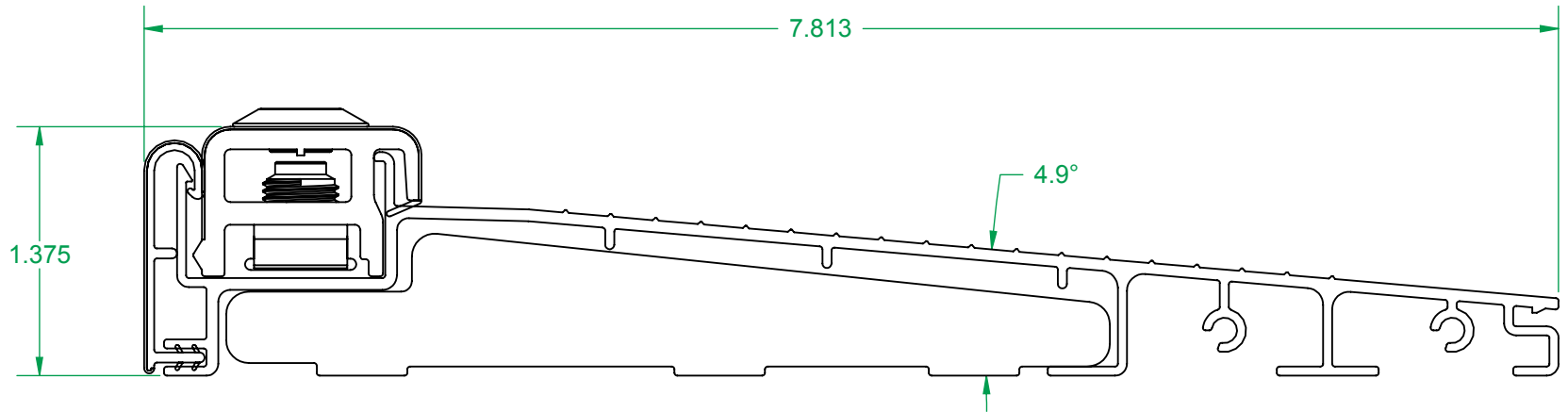
G.M. WOOD PRODUCTS

A DIVISION OF G.M. COMPANIES
NEWAYGO, MICHIGAN

ALL THE INFORMATION CONTAINED ON THIS DRAWING IS THE PROPERTY OF G-M WOOD PRODUCTS AND IS NOT TO BE COPIED OR REPRODUCED WITHOUT THE EXPRESSED WRITTEN PERMISSION OF G-M WOOD PRODUCTS.

PART NAME		BMLD- PRIMED, RH	
MATERIAL		PINE - FINGER JOINTED CEDAR SILL	
PART NUMBER		#136356	
DESIGNED BY	DATE	CHECKED BY	DATE
MP	04-25-13	NTS	04-25-13
SCALE		SHEET 1 OF 1	
DRAWN BY		136356	

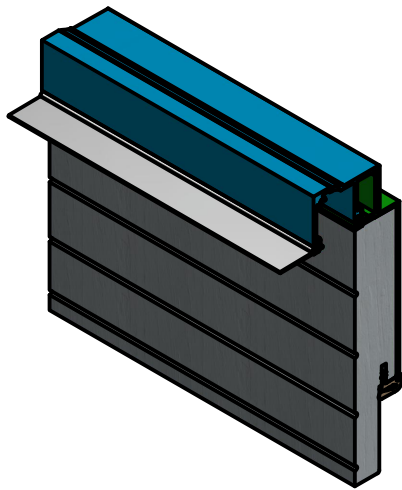
DURA-FRAME



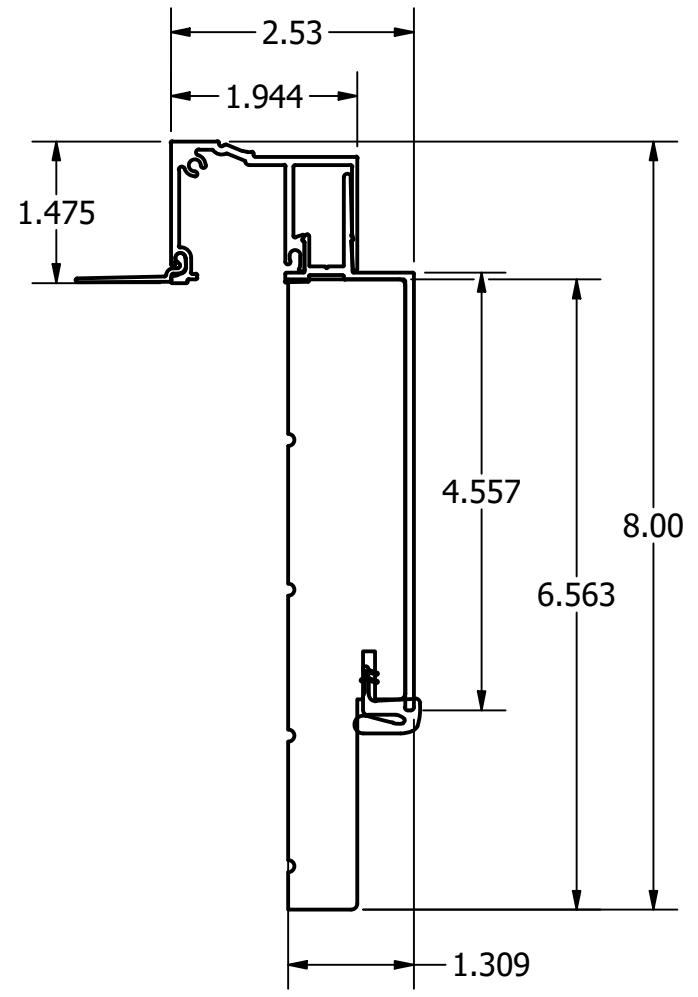
ZAIL7815F

2

1



REVISION HISTORY			
REV	DESCRIPTION	DATE	APPROVED
1	TOP VIEW	11/26/2018	BRITTANY S.



B

B

A

A



DRAWN BRITTANY S.		WAUSAU SUPPLY COMPANY		
CHECKED		TITLE		
SUBSIDIARY		DRAWING 1		
VENDOR		SIZE A	DWG NO QUAST DRAWING TOP	REV 1
PRODUCTION APPROVAL		SCALE 1 / 2	MATERIAL	SHEET 1 OF 1

2

1